

# Global Communication Course Guide

2013 - 2nd semester

# GC

By graduate school, students who grew up in Western societies will have experienced discussions in groups multiple times. Going into discussion with these people at conventions such as academic conferences will be a true challenge for those brought up outside.

This course aims to provide opportunities for Tokyo Tech students to train themselves with the discussion techniques Westerners will have acquired by the time they participate in their first academic meeting. By the end of this course, students will have attained all the essential skills to get on the same stage as their Western counterparts.

欧米社会の学生は、院生になる頃には複数人でのディスカッションを幾度となく経験しています。彼らと学会等での議論で渡り合うのは欧米社会の外で育ってきた学生にとって困難です。

このコースは西洋人が初めて学会に参加するまでに会得しているであろう英語での会話技術を東工大生が学び、訓練できるよう設計されています。コース終了時には欧米の学生と同じ舞台に立ち議論するために必要な技術を習得しているはず

**Reading Recommended.**


This course guide will help students who take the Global Communication course to have an idea of what the curriculum is like and be a reference to see how they can go at each class.

このコースガイドには *Global Communication* のカリキュラム、また受講をするにあたって各レッスンの取り組み方等が記されています。

# Lesson Flow

## レッスンの流れ

ALWAYS CHECK FOR  
HOMEWORK!



### Before Class

There is pre-class homework assigned for almost every week.

- Homework is listed in the *Pre-Class Homework List* on P. 3 of this course guide.
- Homework for Week 9 - 13 are different from usual - be careful.

### レッスン前の準備

ほぼ全レッスンに対して事前課題があります。

- 課題は全て本コースガイド 3 ページの *Pre-Class Homework List* に記載されています。
- 第 9 - 13 週の課題は通常と異なります。

### First 40 Minutes

Students will learn and practice new speaking skills.

- The first 2 pages of each chapter will be done in class. There is no need for preview or pre-class homework here.
- Depending on the class' level, either the *Basics* or *Advanced* section (sometimes both) will be covered.
- Students should try to use the speaking skills learned in this part as much as possible throughout the course.

### 前半 40 分

会話技術を学び、訓練します。

- 各章の最初の 2 ページはレッスン中に使われます。この部分の予習は必要ありません。また、事前課題もありません。
- クラスの英語力によって *Basics* または *Advanced* のいずれかのセクションを学びます（場合によっては両方学びます）。
- ここで学んだ会話技術はコースを通してなるべく使っていきましょう。

### Next 45 Minutes

Students will have discussion based on the pre-class homework (reading or video).

- Discussion will proceed more or less according to the discussion questions on the 4th page of each chapter.
- The instructor will try to give everyone a chance to speak, but feel free to say your opinion any time during discussion.
- Students will be awarded points whenever the instructor catches usage of speaking skills learned in past lessons.

### 後半 45 分

事前課題の内容に基づいてディスカッションを行います。

- 各章の 4 ページ目に記載されている議題に沿って進められます。
- 教師は生徒全員に発言する機会を与えるよう努めますが、したいと思ったタイミングでいつでも発言して結構です。
- それまでに学んだ会話技術をディスカッション中に使用したことを教師が認めると、その生徒にポイントが加算されます。

### Last 5 Minutes

Students will fill out a survey asking for their opinion on the class.

- The surveys will be collected and reviewed by the course supervisor in a week or 2.
- Feel free to write in your honest opinion - this will help the course improve in the future.

### 最後の 5 分

その日のレッスンについての意見をアンケートに書き込みます。

- アンケートは回収され、このコースの主任教師が全て読みます。
- 英語でも日本語でも結構ですので、率直な意見をお願いします。このコースの質の向上につながります。

# What am I supposed to do in class?

レッスンの取り組み方

<b>Speak. A Lot.</b>	No need to wait for your turn 自分の順番が回ってくるまで待つ必要はありません
	Don't be afraid to make mistakes - the instructor will help you 失敗を恐れず - 教師が助けてくれます
<b>Listen and Respond.</b>	Listen to your classmates and agree/disagree 他の生徒の発言に対して意見を
	Confirm if you can't understand - don't pretend you understand 分からなかったら質問する - 分かるフリはしない
<b>Use Speaking Skills.</b>	After you learn a speaking skill, try to use it 新しい会話技術を学んだら積極的に使ってみる
	Use of skills is part of your grades - The more you use the skills, the more you gain 習った技術の使用は評価の一部です - 使えば使うほど上達し、評価も上がります

## Is there a lot of homework?

課題について

There is homework almost every week. However, the difficulty and the amount of work can be adjusted depending on the student's needs.

課題はほぼ毎週出されます。しかし必要に応じて難易度と量を自身で調整することができます。

	Article	Video
I want to challenge myself to the max! 自分を極限まで追い込みたい!	Full Article Vocab Page Discussion Questions	With English Caption Vocab Page Discussion Questions
Time? I've got plenty of those. 時間なら有り余っている!		
The homework seems a bit difficult... 今週の課題は難しそう...	Simplified Article Vocab Page Discussion Questions	With Japanese Caption Vocab Page Discussion Questions
I don't have much time this week. 今週は忙しくて時間をあまり割けない。		

Reading the simplified article will provide you with enough information to participate in discussion.

The *Vocab Pages* are there to give students exercises to practice making sentences with vocabulary that can be used in the discussion of the week.

簡易版記事の内容だけでもディスカッションに参加するには十分です。

*Vocab Pages* はその週のディスカッションで有用になり得る語彙の練習に役立てましょう。

# Pre-Class Homework List

事前課題表

## Week 1 : Where Would Watson Lead Us?


Article on IBM's supercomputer Watson that won a quiz match against human quiz champions.

Simplified version: *Pre-reading 1 Simplified.pdf* (in zip file)

Full version: <http://www.wired.com/business/2011/01/ibm-watson-jeopardy>

Vocab page: P. 8

Discussion questions: P. 9



difficulty: ☆

## Week 2 : I Listen to Color

TED video of color-blind speaker who installed a computer device in his body to acquire ability to "hear" color.

TED video title: *I Listen to Color* (found online)

Video Link: [http://www.ted.com/talks/neil\\_harbisson\\_i\\_listen\\_to\\_color.html](http://www.ted.com/talks/neil_harbisson_i_listen_to_color.html)

Vocab page: P. 12

Discussion questions: P. 13



difficulty: ☆☆

## Week 3 : Does Risk Outweigh Benefits?

Article on genetically modified crops and how they may help or harm human society. Slightly biased towards pro-GM crops.

Simplified version: *Pre-reading 3 Simplified.pdf* (in zip file)

Full version: <http://www.nature.com/nature/journal/v479/n7374/full/479471a.html>

Vocab page: P. 16

Discussion questions: P. 17



difficulty: ☆☆

## Week 4 : The Thrilling Potential of Sixth Sense Technology

TED video talk on technology that unites digital world with real world by developer. Speech from 2009.

TED video title: *The Thrilling Potential of Sixth Sense Technology* (found online)

Video Link: [http://www.ted.com/talks/pranav\\_mistry\\_the\\_thrilling\\_potential\\_of\\_sixthsense\\_technology.html](http://www.ted.com/talks/pranav_mistry_the_thrilling_potential_of_sixthsense_technology.html)

Vocab page: P. 20

Discussion questions: P. 21



difficulty: ☆☆☆

## Week 5 : My Brain is Stored Elsewhere


TED video talk on technology that unites digital world with real world by developer. Speech from 2009.

Simplified version: *Pre-reading 5 Simplified.pdf* (in zip file)

Video Link: <http://www.sciencemag.org/content/333/6040/277>

Vocab page: P. 24

Discussion questions: P. 25



difficulty: ☆☆


## Week 6 : No Homework

## Week 7 : You Call Yourself a Biology Teacher?

Article on a problem the U.S. carries in high school biology education - the conflict between evolution and creationism. Heavily biased towards evolution.

Simplified version: *Pre-reading 7 Simplified.pdf* (in zip file)  
Full version: <http://www.sciencemag.org/content/331/6016/404.summary>

Vocab page: P. 32  
Discussion questions: P. 33



difficulty: ☆☆☆☆

## Week 8 : Sugar Subject to Taxation?

Article on the danger of consuming too much added sugar, a serious problem in the U.S.

Simplified version: *Pre-reading 8 Simplified.pdf* (in zip file)  
Full version: <http://www.nature.com/nature/journal/v482/n7383/full/482027a.html>

Vocab page: P.36  
Discussion questions: P.37



difficulty: ☆☆☆

## Week 9 : Talk Nerdy to Me

TED video talk by a communications teacher giving tips for science students on how to communicate their science to non-scientists.

TED video title: *Talk Nerdy to Me* (found online)  
Video Link: [http://www.ted.com/talks/melissa\\_marshall\\_talk\\_nerdy\\_to\\_me.html](http://www.ted.com/talks/melissa_marshall_talk_nerdy_to_me.html)

Preparation for class: P. 40



difficulty: ☆☆☆

## Week 10: A One-Slide Presentation on Jargon

Prepare a slide for presenting an explanation of jargon used in your field. Use the techniques covered in Chapter 9. The short presentation will be followed by Q&A, in order to practice techniques that will be learned in this chapter.

Instruction page: P. 45



difficulty: ☆☆☆

## Week 11-13 : Own Presentation or Review

Students will take turns bringing in a presentation on your own research or a past presentation they have made in the past. Each student will conduct Q&A and discussion based on the presentation. Allotted time will be decided in class with the instructor.  
If there is spare time, class will do some review activities.

Presentation instruction page: P. 46



## Week 14 : Final Exam - Halt to Mutant Flu Research?

Article on deliberate development of flu viruses transmissible to human kind and its risk of dual use.

Simplified version: *Global Communication Final Exam Pre-Reading.pdf* (in zip file)

Full versions (3 articles):

<http://www.nature.com/nature/journal/vaop/ncurrent/full/482153a.html>

<http://www.nature.com/nature/journal/v482/n7384/full/nature10884.html>

<http://www.nature.com/news/caution-urged-for-mutant-flu-work-1.9882>

Vocab page: P.48

Discussion questions: P.49

The final exam is in discussion form, just like most other classes in this course. Look below for the grading criteria.



difficulty: ☆☆☆☆★

## Grading Scheme

評価

### Homework

- |  |    |
|--|----|
| • Total of 10 pre-class assignments (maximum of 2 points each) | 20 |
| • 1 presentation   | 2  |

### Subtotal

22/22

### Demonstration of Speaking Skills

- |   |       |
|---|-------|
| • Demonstrated voluntary use of each of the following skills (3 points + 1 extra point per skill) |       |
| Unquestionably Complete Speech  | 3 + 1 |
| Confirming and Asking for Repetition  | 3 + 1 |
| Showing Agreement & Giving Counter Opinions   | 3 + 1 |
| Talking Around Vocabulary   | 3 + 1 |
| Covering Thinking Time and Signposting  | 3 + 1 |
| Giving Examples and Hypothetical Examples   | 3 + 1 |

### Subtotal

24/18

### Final Exam

- |   |   |
|---|---|
| • Student's speech during discussion consistently had clear structure                     | 5 |
| • Student's speech during discussion had no silent pauses of over 3 seconds               | 5 |
| • Student's speech during discussion was consistently supported with examples and details | 5 |

### Subtotal

15/15

### Maximum Total Points

61/55

Students can get credit for *Demonstration of Speaking Skills* in every class. Try to use the skills.

*Demonstration of Speaking Skills* における加点は全クラスが対象です。学んだ会話技術を積極的に使いましょう。